



SYLVANIX
outdoor products inc™



2024 COMPOSITE CLADDING
PRODUCT GUIDE

THE SYLVANIX ADVANTAGE

Enjoy the beauty of natural wood with the enhanced benefits and superior performance of Sylvanix cladding:


- Low Maintenance
- No Painting, Sanding, or Staining
- No Splinters, Cracks, or Warping
- Will Not Cup or Crown
- Impervious to Insects
- Rot, Mold, and Mildew Resistant
- Anti-fade and Stain Technology
- 360° Encapsulated Protection

soarsignature



*Soar Signature
in Obsidian*

designercollection



*Designer Collection
in Summit Grey*



*Soar Signature
in Obsidian*



*Soar Signature
in Obsidian*



*Designer Collection
in Harvest Brown*

OUR COMMITMENT TO SUSTAINABILITY

manufacturing of eco-friendly, advanced composite materials. We are committed to protecting and conserving the natural resources that connect us as a global community. That is why Sylvanix decking is:

- Made with 90% Recycled Content
- Contains No Harmful Chemicals or VOCs
- Contains No Virgin Timber
- Made with Post-consumer Recycled Plastic and Recycled Eucalyptus Wood Fiber
- Produced Using a Water & Energy Conserving Closed Loop Manufacturing Process

Learn more about Sylvanix Building Material's commitment to the environment at sylvanix.com/who-we-are



soarsignature™



- Authentic wood grain embossing
- Long-lasting, fade resistant color
- Sleek and modern appearance
- Low maintenance care and cleaning
- Easy install hidden fastening system
- Extremely termite and pest resistant
- Install vertically, horizontally, and diagonally for a variety of looks

LET YOUR IMAGINATION SOAR.

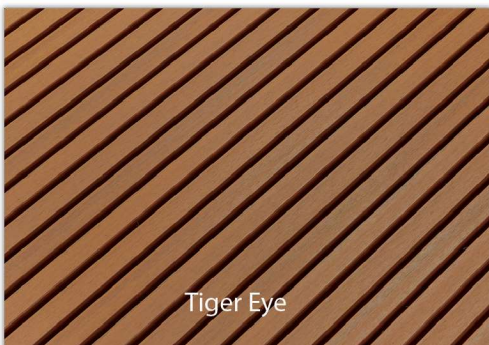
Explore new ways to create a space that is uniquely yours. With its enduring beauty and durability, Sylvanix Soar cladding performs in even the most challenging of environments. Soar cladding is engineered to make a lasting impression with a distinctively modern aesthetic that doesn't sacrifice beauty for performance. Soar cladding combines the strength and durability of 360° capped composite technology with an innovative interlocking system that is quick and easy to install for a beautiful and finished look, inside or out.




*Soar Signature Cladding
in Obsidian
Cladding Board*




*Soar Signature Cladding
in Opal
Edge Trim*



Tiger Eye



Opal



Obsidian

*Soar Signature Cladding
in Obsidian*



Cladding Board

12' 0.9" X 6.1"



Soar Clip



Inner Corner

12' 3.1" X 1.4"



Outer Corner

12' 3.5" X 3.5"



Butt Joint

12' 3.5" X 1.5"



Edge Trim

12' 3.5" X 3.3"



F-Trim

12' 2.5" X 3.5"



Outer Corner

12' 3.9" X 3.9"



Inner Corner

12' 1.5" X 2.7"




designercollection™

- Long-lasting, fade-resistant color
- Low maintenance care and cleaning
- Easy install hidden fastening system
- Moisture and rot resistant
- Extremely termite and pest resistant
- No painting, sanding, or staining
- Highly resistant to scuffs and scratches

MAKE A STATEMENT.

Add a touch of warmth, texture, and architectural interest to your designs. Versatile and resilient, Designer Collection cladding is quick to build, easy to maintain, and provides years of lasting beauty in even the harshest of environments. Available in four fade-resistant, on-trend colors, Designer cladding can be used for both interior and exterior applications allowing for stylistic continuity or seamless transitions that blur the lines between indoors and out.



Harvest Brown



Glacier White



Summit Grey



Lake Grey

Cladding Board
12' 0.9" X 6.6"



Designer Clip



Inner Corner
12' 1.5" X 2.7"



Outer Corner
12' 3.9" X 3.9"



Butt Joint
12' 3.5" X 1.5"



F-Trim
12' 2.5" X 3.5"







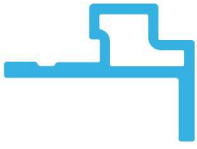



CREATE THE LOOK YOU WANT.






Enjoy the look of tropical hardwoods and the intangible benefits of incorporating elements of nature into your design, without all of the environmental impacts and disadvantages of real wood. This eco-friendly cladding solution expertly combines performance, beauty, practicality, and durability to unlock a world of possibilities in your designs. With its timeless feel and luxurious character, Designer Collection cladding lets you create exactly the look you want.



*Designer Collection
in Harvest Brown*



Soar Cladding Profiles			
Cladding Board	Inner Corner	Outer Corner	Butt Joint
12' 0.9" X 6.1"	12' 3.1" X 1.4"	12' 3.5" X 3.5"	12' 3.5" X 1.5"
			
Unit Size: 112 pcs	168 pcs	60 pcs	112 pcs
Edge Trim	F-Trim (Horizontal)	Outer Corner (Horizontal)	Inner Corner (Horizontal)
12' 3.5" X 3.3"	12' 2.5" X 3.5"	12' 3.9" X 3.9"	12' 1.5" X 2.7"
			
Unit Size: 84 pcs	84 pcs	68 pcs	168 pcs

Designer Cladding Profiles				
Cladding Board	Inner Corner	Outer Corner	Butt Joint	F-Trim
12' 0.9" X 6.6"	12' 1.5" X 2.7"	12' 3.9" X 3.9"	12' 3.5" X 1.5"	12' 2.5" X 3.5"
				
Unit Size: 156 pcs	168 pcs	68 pcs	112 pcs	84 pcs



*Soar Signature
in Obsidian*

*Designer Collection
in Harvest Brown*

SYLVANIX

outdoor products inc™

195 US HIGHWAY 9, STE 205 | MANALAPAN, NJ 07726 | 206-501-4083

SYLVANIX.COM

